

2024/25



MPUMALANGA BUDGET *SUMMARY*

Let's Grow Mpumalanga Together



provincial treasury
MPUMALANGA PROVINCE
REPUBLIC OF SOUTH AFRICA





INTRODUCTION



The 2024 Mpumalanga Provincial Budget indicates how much revenue the Provincial Government expects to get and specifies the spending choices for the year commencing 1 April 2024

The approach of the Provincial Government is to use the budget as an instrument of change to improve the socio-economic profile of the communities in the Province.

GOVERNMENT PRIORITIES



Building a capable, ethical developmental state;
Focusing on economic transformation and job creation;
Expanding and improving education, skills and health outcomes;
Consolidating the social wage through reliable and quality basic services;
Spatial integration, human settlements and strong local government;
Social cohesion and safer communities; and lastly
A better Africa and a better world.



PROVINCIAL BUDGET



The aggregate budget for
the 2024/25 Financial year is

R61.608 billion

SOURCES OF BUDGET

NATIONAL ALLOCATION



Provincial Government programmes are financed primarily mainly from direct and indirect tax collections and borrowing by the National Government. The main sources of budget for the provincial government are national allocation as well as revenue from own collection processes.



**Equitable Share
R 49.112 billion**

80.3% of the total budget for 2024/25



**Conditional Grants
R 10.099 billion**

16.4% of the total budget for 2024/25

SOURCES OF BUDGET

PROVINCIAL OWN COLLECTION




Provincial Own Revenue R 2.062 billion

3.3% of the total budget for 2024/25

The provincial Own sources of revenue include fees, rates, taxes and interests ect collected by departments and public entities



Casino Taxes - R90.674 million



Liquor Licenses - R12.678 million



Motor Licenses Fees - R1.396 billion



Interests, Dividends and Rent on Land - R200.202 million



Horse Racing Tax- R909.334 million



SOURCES OF BUDGET

CONDITIONAL GRANTS (selection)



Education Infrastructure
R1.310 billion



**Hospital Facility
Revitalisation**
R459 million



**Provincial Roads
Maintenance**
R1.600 billion



**Expanded Public Works
Programme Integrated**
R136 million



**Community Library
Services**
R41 million



**Early Childhood
Development**
R11.667 million

















**Comprehensive
Agricultural Support
Programme**
R118 million



BUDGET ALLOCATION

CLASSIFICATION PER VOTE



	Budget Vote	Compensation of Employees	Goods and Services	Transfers and Subsidies	Capital Assets
	Office of the Premier	R204.6 mil	R105.0 mil	R104.2 mil	R43.0 mil
	Provincial Legislature	R328.9 mil	R80.4 mil	R77.1 mil	R32.4 mil
	Provincial Treasury	R254.6 mil	R274.3 mil	R4.7 mil	R26.4 mil
	Co-operative Governance and Traditional Affairs	R471.4 mil	R152.4 mil	R36.1 mil	R127.0 mil
	Agriculture, Rural Development, Land and Environmental Affairs	R754.1 mil	R501.7 mil	R8.0 mil	R250.0 mil
	Economic Development and Tourism	R184.7 mil	R77.9 mil	R979.5 mil	R171.2 mil
	Education	R21.171 bil	R2.364 bil	R1.937 bil	R895.3 mil
	Public Works, Roads and Transport	R1.241 bil	R1.821 bil	R1.116 bil	R1.382 bil
	Community Safety, Security and Liaison	R 817.0 mil	R1.021 bil	R4.1 mil	R34.1 mil
	Health	R11.706 bil	R5.346 bil	R132.4 mil	R1.512 bil
	Culture, Sport and Recreation	R258.7 mil	R202.8 mil	R32.6 mil	R158.2 mil
	Social Development	R953.3 mil	R231.3 mil	R433.5 mil	R96.6 mil
	Human Settlements	R266.7 mil	R83.7 mil	R1.128 bil	R4.8 mil

BUDGET ALLOCATION

PAYMENTS PER FUNCTION



Payment per function

R '000

General public services

R3.588 billion

Public order and safety

R1.877 billion

Economic affairs

R7.040 billion

Environmental protection

R154.5 million

Housing and community amenities

R1.483 billion

Health

R18.381 billion

Recreation, culture and religion

R652 million

Education

R26.715 billion

Social Protection

R1.714 billion

BUDGET ALLOCATION

VOTES



Office of the Premier
R456.9 million



Provincial Treasury
R560.1 million



**Cooperative Governance
and Traditional Affairs**
R787.1 million



**Agriculture, Rural
Development, Land and
Environmental Affairs**
R1.513 billion



Education
R26.369 billion



**Economic Development
and Tourism**
R1.413 billion



Provincial Legislature
R519 million



**Public Works, Roads
and Transport**
R5.562 billion



**Community Safety,
Security and Liaison**
R1,877 billion



Health
R18.697 billion



**Culture, Sport and
Recreation**
R652.4 million



Social Development
R1.714 billion



Human Settlements
R1.483 billion

A collage of images arranged in a geometric pattern of yellow and green triangles. The images include a sunset with a tree silhouette, a calculator showing '45075', a road stretching into the distance, and a landscape with a river and a large rock formation.

[illegible]



MPUMALANGA
PROVINCIAL
GOVERNMENT



Mpumalanga Provincial Treasury






Physical Address:

Nokuthula Simelane
Building No.7 Government
Boulevard Riverside Park /
Extention 2 Mbombela 1200

Postal Address:

Private Bag X 11205
Mbombela
Mpumalanga
Province 1200

Contact Details:

 013 766 4437
 013 766 9449
 <http://treasury.mpg.gov.za>
 Mpumalanga Treasury
 @MPTreasury